

Servis Ekipmanları Boya Kabinleri San.Tic.ve Ltd.Şti.



PAINTING-DRYING
B O O T H S

www.boyakabinleri.com
efecan@efecanser.com



Servis Ekipmanları Boya Kabinleri San.Tic.ve Ltd.Şti.

PAINTING-DRYING BOOTHS

Since its establishment, EFECAN introduced a new outlook toward coating systems, to be your leading partner in this field in Turkey.

Insisting on continuous R&D, EFECAN offers up-to-date and efficient products, which after instalation, become as solutions for required applications.

Offering technological solution, EFECAN also provides customers with consultancy on fileds of service, product supply and take in charge active projects. EFECAN offers professional installation of paintshop facilities as well as after-sales service and spare parts supply.

Adjustable projects, service experiences, approach and its quality, EFECAN provides fast & effective solutions for a wide range of products from a stndard paint booth to multi component and complex coating line facilities.

High Performance / Optimum Cost

All EFECAN solutions are products which their possession investment and operation cost are at the optimum level.

Integrated feature of our solution, combining with current technology eliminates the need for a separate investment in any certain field.

Scalable Solutions

EFECAN products included a wide range of product from a standard paint booth to complex a coating line facilities which are designed according to customer requirements. Scalable structure of products make it possible to extend them without thrown out of the initial investment . As a result a small started operation with smart moves, can be extended without enduring the severe costs.

Flexible and Integratable Solutions

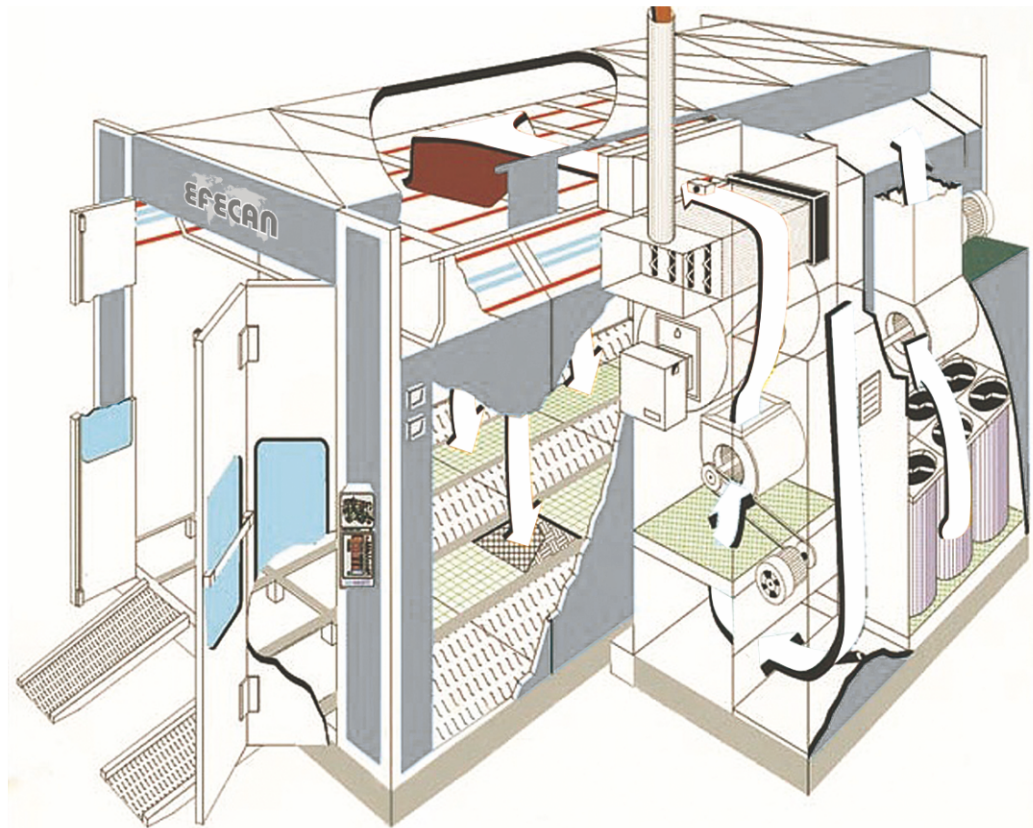
All EFECAN solution are based on optimum operation cost and user freindly utilization. Our flexible structure which is open to integration with different approaches, provides you with efficient evaluations of potentials.

After Sales Support

Multi-component systems likes coating lines can bring about different needs and expectations after the installation. As a result editing requests in the existing system is unavoidable. Our support policy perspective to problems is not in EFECAN privacy, examination of all the point in the work environment and involves the sharing of solutions. The main goal is to ensure the detection of the problem and resolve the problem in optimum way.



PAINTING and DRYING SPRAY BOOHT



EFC 6

AUTO PAINTING-DRYING SPRAY BOOHT

EFC 7

AUTO PAINTING-DRYING SPRAY BOOHT

EFC 8TP

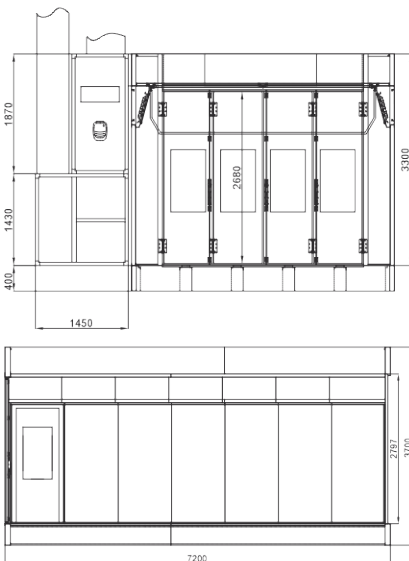
MINIBUS PAINTING-DRYING SPRAY BOOHT

EFC 10LW

COMMERCIAL CAR PAINTING-DRYING SPRAY BOOHT

EFC 15BT

TRUCK PAINTING-DRYING SPRAY BOOHT



Our booths with painting and drying feature is designed to suit your needs with special features and adequate insulation to take control of your operating costs.



TECHNICAL SPECIFICATION

EFECAN-7	APPLICATION TEMPERATURE	DRYING TEMPERATURE
	22°C - 25°C	60°C - 80°C

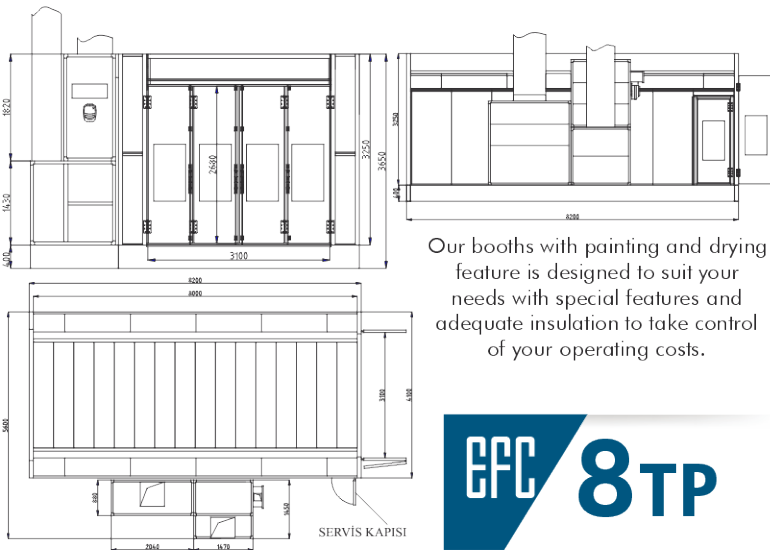
	UNIT	SCALED QUANTITY		
INT. DIMENSION	mm	7000(L)	4000(W)	2800(H)
EXT. DIMENSION	mm	7200(L)	4100(W)	3250(H)
LIGHTNING	W	32	X	58
MOTOR	KW	2	X	7,5
FAN CAPACITY	m³/h	2	X	24000
BURNER	Kcal/h	1	X	200000
ELECT. POWER	KW	TOTAL		20
VOLTAGE	V	max.		400

FEATURES

FEATURES	OK	OPTIONEL
SIDE LIGHTNING	<input type="checkbox"/>	<input checked="" type="checkbox"/>
NATURAL GAS BURNER	<input type="checkbox"/>	<input checked="" type="checkbox"/>
PIPE COIL EXCHANGER	<input type="checkbox"/>	<input checked="" type="checkbox"/>
DIRECT FIRE BURNER	<input type="checkbox"/>	<input checked="" type="checkbox"/>
DIESEL BURNER	<input checked="" type="checkbox"/>	<input type="checkbox"/>
PLC CONTROL	<input checked="" type="checkbox"/>	<input type="checkbox"/>
TOUCHSCREEN	<input checked="" type="checkbox"/>	<input type="checkbox"/>
DIRECT DRIVE FAN	<input type="checkbox"/>	<input checked="" type="checkbox"/>
RECUPERATOR	<input type="checkbox"/>	<input checked="" type="checkbox"/>
FEQ. INVERTER CONTROL	<input type="checkbox"/>	<input checked="" type="checkbox"/>
SERVIS DOOR	<input checked="" type="checkbox"/>	<input type="checkbox"/>
AIR CHANELS	<input type="checkbox"/>	<input checked="" type="checkbox"/>
BURNER CHIMNEY	<input type="checkbox"/>	<input checked="" type="checkbox"/>
BASEMENT CONSTRUCT.	<input checked="" type="checkbox"/>	<input type="checkbox"/>
PRESSURE CONTROL	<input type="checkbox"/>	<input checked="" type="checkbox"/>
PNEUMATIC RAMP	<input type="checkbox"/>	<input checked="" type="checkbox"/>
WATER BASED READY	<input checked="" type="checkbox"/>	<input type="checkbox"/>
FULL GRATED	<input type="checkbox"/>	<input checked="" type="checkbox"/>
TWO LINES GRATED	<input checked="" type="checkbox"/>	<input type="checkbox"/>
SIDE EXTRACTION	<input type="checkbox"/>	<input checked="" type="checkbox"/>
CROSSDRAFT	<input type="checkbox"/>	<input checked="" type="checkbox"/>
EX-PROOF LIGHTNING	<input type="checkbox"/>	<input checked="" type="checkbox"/>

EFECAN

PAINTING and DRYING SPRAY BOOHT



Our booths with painting and drying feature is designed to suit your needs with special features and adequate insulation to take control of your operating costs.

EFECAN 8TP

TECHNICAL SPECIFICATION

EFECAN 8 TP

APPLICATION
TEMPERATURE

DRYING
TEMPERATURE

22°C - 25°C

60°C - 80°C

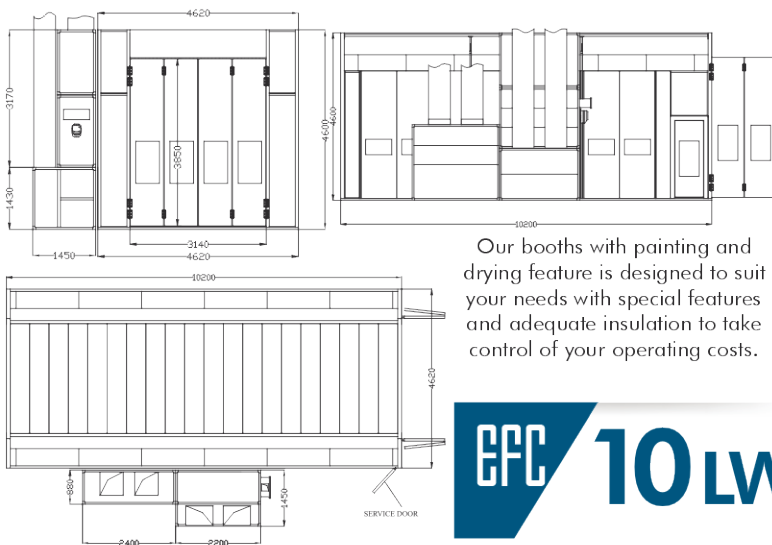
	UNIT	SCALED QUANTITY		
INT. DIMENSION	mm	8000(L)	4000(W)	3000(H)
EXT. DIMENSION	mm	8200(L)	4100(W)	3450(H)
LIGHTNING	W	32	X	58
MOTOR	KW	2	X	7,5
FAN CAPACITY	m³/h	2	X	24000
BURNER	Kcal/h	1	X	200000
ELECT. POWER	KW	TOTAL		20
VOLTAGE	V	max.		400

FEATURES

FEATURES	OK	OPTIONEL
SIDE LIGHTNING	<input type="checkbox"/>	<input checked="" type="checkbox"/>
NATURAL GAS BURNER	<input type="checkbox"/>	<input checked="" type="checkbox"/>
PIPE COIL EXCHANGER	<input type="checkbox"/>	<input checked="" type="checkbox"/>
DIRECT FIRE BURNER	<input type="checkbox"/>	<input checked="" type="checkbox"/>
DIESEL BURNER	<input checked="" type="checkbox"/>	<input type="checkbox"/>
PLC CONTROL	<input checked="" type="checkbox"/>	<input type="checkbox"/>
TOUCHSCREEN	<input checked="" type="checkbox"/>	<input type="checkbox"/>
DIRECT DRIVE FAN	<input type="checkbox"/>	<input checked="" type="checkbox"/>
RECUPERATOR	<input type="checkbox"/>	<input checked="" type="checkbox"/>
FEQ. INVERTER CONTROL	<input type="checkbox"/>	<input checked="" type="checkbox"/>
SERVIS DOOR	<input checked="" type="checkbox"/>	<input type="checkbox"/>
AIR CHANELS	<input type="checkbox"/>	<input checked="" type="checkbox"/>
BURNER CHIMNEY	<input type="checkbox"/>	<input checked="" type="checkbox"/>
BASEMENT CONSTRUCT.	<input checked="" type="checkbox"/>	<input type="checkbox"/>
PRESSURE CONTROL	<input type="checkbox"/>	<input checked="" type="checkbox"/>
PNEUMATIC RAMP	<input type="checkbox"/>	<input checked="" type="checkbox"/>
WATER BASED READY	<input checked="" type="checkbox"/>	<input type="checkbox"/>
FULL GRATED	<input type="checkbox"/>	<input checked="" type="checkbox"/>
TWO LINES GRATED	<input checked="" type="checkbox"/>	<input type="checkbox"/>
SIDE EXTRACTION	<input type="checkbox"/>	<input checked="" type="checkbox"/>
CROSSDRAFT	<input type="checkbox"/>	<input checked="" type="checkbox"/>
EX-PROOF LIGHTNING	<input type="checkbox"/>	<input checked="" type="checkbox"/>



PAINTING and DRYING SPRAY BOOHT



Our booths with painting and drying feature is designed to suit your needs with special features and adequate insulation to take control of your operating costs.

EFC 10LW

TECHNICAL SPECIFICATION

EFC-10 LW

APLICATION
TEMPERATURE

DRYING
TEMPERATURE

22°C - 25°C

60°C - 80°C

	UNIT	SCALED QUANTITY		
INT. DIMENSION	mm	10000(L)	4500(W)	4000(H)
EXT.DIMENSION	mm	10200(L)	4600(W)	4450(H)
LIGHTNING	W	48	X	58
MOTOR	KW	4	X	5,5
FAN CAPACITY	m³/h	2	X	36000
BURNER	Kcal/h	1	X	250000
ELECT. POWER	KW	TOTAL		30
VOLTAGE	V	max.		400

FEATURES

FEATURES	OK	OPTIONEL
SIDE LIGHTNING	<input checked="" type="checkbox"/>	<input type="checkbox"/>
NATURAL GAS BURNER	<input type="checkbox"/>	<input checked="" type="checkbox"/>
PIPE COIL EXCHANGER	<input type="checkbox"/>	<input checked="" type="checkbox"/>
DIRECT FIRE BURNER	<input type="checkbox"/>	<input checked="" type="checkbox"/>
DIESEL BURNER	<input checked="" type="checkbox"/>	<input type="checkbox"/>
PLC CONTROL	<input checked="" type="checkbox"/>	<input type="checkbox"/>
TOUCHSCREEN	<input checked="" type="checkbox"/>	<input type="checkbox"/>
DIRECT DRIVE FAN	<input type="checkbox"/>	<input checked="" type="checkbox"/>
RECUPERATOR	<input type="checkbox"/>	<input checked="" type="checkbox"/>
FEQ. INVERTER CONTROL	<input type="checkbox"/>	<input checked="" type="checkbox"/>
SERVIS DOOR	<input checked="" type="checkbox"/>	<input type="checkbox"/>
AIR CHANELS	<input type="checkbox"/>	<input checked="" type="checkbox"/>
BURNER CHIMNEY	<input type="checkbox"/>	<input checked="" type="checkbox"/>
BASEMENT CONSTRUCT.	<input type="checkbox"/>	<input checked="" type="checkbox"/>
PRESSURE CONTROL	<input type="checkbox"/>	<input checked="" type="checkbox"/>
PNEUMATIC RAMP	<input type="checkbox"/>	<input checked="" type="checkbox"/>
WATER BASED READY	<input checked="" type="checkbox"/>	<input type="checkbox"/>
FULL GRATED	<input type="checkbox"/>	<input checked="" type="checkbox"/>
TWO LINES GRATED	<input type="checkbox"/>	<input checked="" type="checkbox"/>
SIDE EXTRACTION	<input type="checkbox"/>	<input checked="" type="checkbox"/>
CROSSDRAFT	<input type="checkbox"/>	<input checked="" type="checkbox"/>
EX-PROOF LIGHTNING	<input type="checkbox"/>	<input checked="" type="checkbox"/>

EFECAN

PAINTING and DRYING SPRAY BOOHT



Our booths with painting and drying feature is designed to suit your needs with special features and adequate insulation to take control of your operating costs.

EFECAN 15BT

TECHNICAL SPECIFICATION

EFECAN 15 BT

APPLICATION
TEMPERATURE

DRYING
TEMPERATURE

22°C - 25°C

60°C - 80°C

	UNIT	SCALED QUANTITY		
INT. DIMENSION	mm	15000(L)	5000(W)	5000(H)
EXT.DIMENSION	mm	15200(L)	5100(W)	5650(H)
LIGHTNING	W	72	X	58
MOTOR	KW	8	X	5,5
FAN CAPACITY	m ³ /h	2	X	72000
BURNER	Kcal/h	2	X	300000
ELECT. POWER	KW	TOTAL		55
VOLTAGE	V	max.		400

FEATURES

FEATURES	OK	OPTIONEL
SIDE LIGHTNING	<input checked="" type="checkbox"/>	<input type="checkbox"/>
NATURAL GAS BURNER	<input type="checkbox"/>	<input checked="" type="checkbox"/>
PIPE COIL EXCHANGER	<input type="checkbox"/>	<input checked="" type="checkbox"/>
DIRECT FIRE BURNER	<input type="checkbox"/>	<input checked="" type="checkbox"/>
DIESEL BURNER	<input checked="" type="checkbox"/>	<input type="checkbox"/>
PLC CONTROL	<input checked="" type="checkbox"/>	<input type="checkbox"/>
TOUCHSCREEN	<input checked="" type="checkbox"/>	<input type="checkbox"/>
DIRECT DRIVE FAN	<input type="checkbox"/>	<input checked="" type="checkbox"/>
RECUPERATOR	<input type="checkbox"/>	<input checked="" type="checkbox"/>
FEQ. INVERTER CONTROL	<input type="checkbox"/>	<input checked="" type="checkbox"/>
SERVIS DOOR	<input checked="" type="checkbox"/>	<input type="checkbox"/>
AIR CHANELS	<input type="checkbox"/>	<input checked="" type="checkbox"/>
BURNER CHIMNEY	<input type="checkbox"/>	<input checked="" type="checkbox"/>
BASEMENT CONSTRUCT.	<input type="checkbox"/>	<input checked="" type="checkbox"/>
PRESSURE CONTROL	<input type="checkbox"/>	<input checked="" type="checkbox"/>
PNEUMATIC RAMP	<input type="checkbox"/>	<input checked="" type="checkbox"/>
WATER BASED READY	<input checked="" type="checkbox"/>	<input type="checkbox"/>
FULL GRATED	<input type="checkbox"/>	<input checked="" type="checkbox"/>
TWO LINES GRATED	<input type="checkbox"/>	<input checked="" type="checkbox"/>
SIDE EXTRACTION	<input type="checkbox"/>	<input checked="" type="checkbox"/>
CROSSDRAFT	<input type="checkbox"/>	<input checked="" type="checkbox"/>
EX-PROOF LIGHTNING	<input type="checkbox"/>	<input checked="" type="checkbox"/>

www.boyakabinleri.com

- Wet Coating Systems
- Wet Painting Booths
- Powder Coating Systems
- Powder Coating Booths
- Painting and Drying Booths
- Curing Ovens
- Surface Treatment Systems



Servis Ekipmanları
Boya Kabinleri San.Tic.ve Ltd.Şti.

Kemalpaşa O.S.B. Mah.
İzmir caddesi No 89/1
Kemalpaşa / İZMİR



Ofis : 0232 461 87 71
Faks : 0232 461 87 90



efecanboyakabinleri

